

“Parking with
pleasure...”

P Parkolay

Parkist 01 2.2t

S = single system = 2 cars

Standard: Car weight max. 2.200 kg,

Wheel load: max. 550 kg

NEW!



Parkist Series



Parkist 01 2.2t, provides dependent parking solution by creating a parking space on the upper floor, which **doubles the capacity** of your parking garage.

ADVANTAGES »

- The system increases the **efficiency** of your parking area by using the platform for permanent users; and creating a space underneath it for short-term users.
- Innovative plain platform surface design makes both walking and driving more comfortable.
- Safe locking is provided when the platform stops at every level of vertical movement.
- The positions of the posts enables easy opening of the driver's door.
- 8 systems can be operated with a single hydraulic power unit.



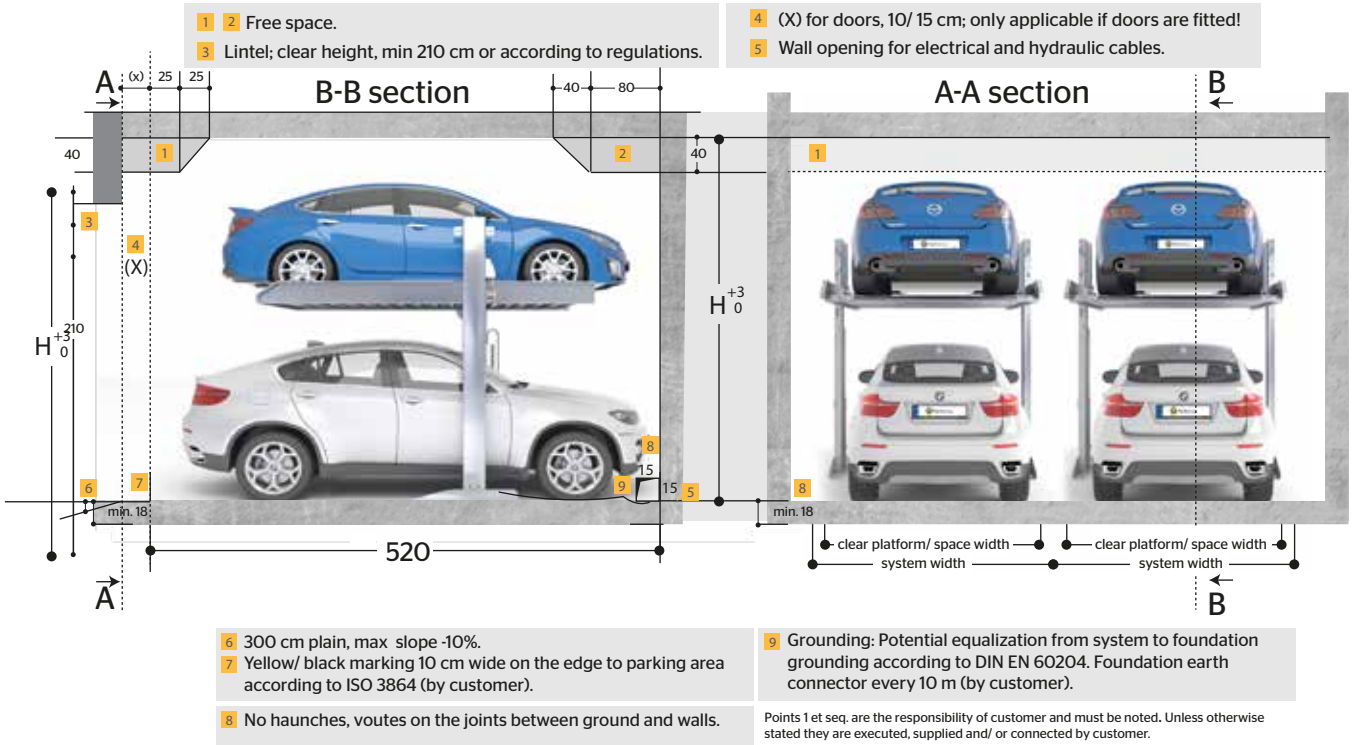
Otomatik Otopark Sistemleri
San. ve Tic. A. Ş.

Merkez Mah. Sardunya Cad.
No:8, Taşköprü, Yalova


T. +90 850 3333 667
F. +90 226 353 2774

www.otomatik.com.tr
info@otomatik.com.tr

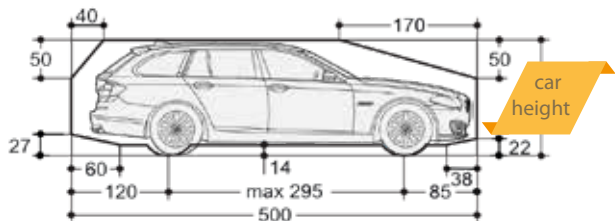




Variant For Car Height



Car Profile Dimension »




The "car height" including roof rails, antenna and others must not exceed the mentioned max car height dimension.

System Width »


Between walls

1 Single system S
S = 2 spaces




230	265
240	275
250	285
260	295
270	305

2 Single system S
S + S = 4 spaces



530
550
570
590
610

3 Single system S
S + S + S = 6 spaces

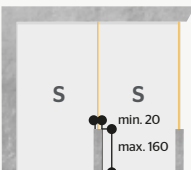


795
825
855
885
915

Driving lane according to regulation

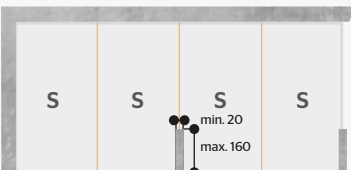
Pillars in the Parking area

1 Single system S
S = 2 spaces



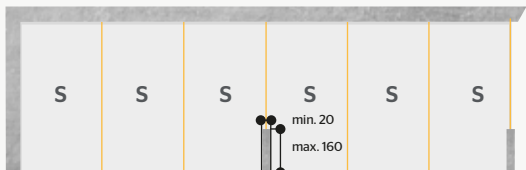
230	260	250
240	270	260
250	280	270
260	290	280
270	300	290

2 Single system S
S + S = 4 spaces



525	515
545	535
565	555
585	575
605	595

3 Single system S
S + S + S = 6 spaces

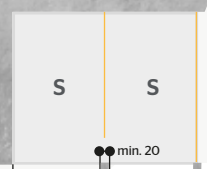


790	780
820	810
850	840
880	870
910	900

Driving lane according to regulation

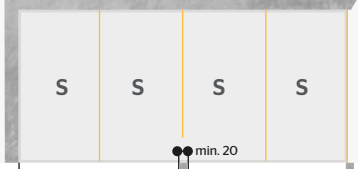
Pillars in front of Parking area

1 Single system S
S = 2 spaces



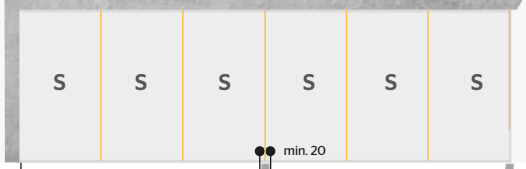
230	255	245
240	265	255
250	275	265
260	285	275
270	295	285

2 Single system S
S + S = 4 spaces



520	510
540	530
560	550
580	570
600	590

3 Single system S
S + S + S = 6 spaces



785	775
815	805
845	835
875	865
905	895

Driving lane according to regulation

WIDTH »
 Shown dimensions are minimum. See also page 6
 "Clear space width" is according to Garage Code or local/ regional regulations. Nevertheless the supplier recommends due to the increasing width of cars a minimum "clear space width" of 250 cm or even more for SUV and luxury limousines.
 End boxes are difficult to enter out of the car curve radius. For endboxes and systems between walls, the supplier recommends the maximum available "clear space width".
 Any growth of the driving lane supports the comfort.

For comfortable walking


“A savior” flat platform surface design.

Users deserve more comfort. Our platform design offers comfort beyond your expectations. The flat platforms provide much comfort while walking and driving on. Whoever uses it like it: Elderly or young, male or female.

High heels are no longer an issue



Safety & Comfort in Design



STRONG BUT SMOOTH LOW BUT ROBUST »

The profiles on both sides of the platform are strong due to them being constituted of one single long piece, in addition to their soft slope from low to high. This latter eliminated the risk of collision that may damage the vehicle and the wheels and provides easy and safe maneuvering. The teardrop pattern used at the entry ramp facilitates holding the vehicles' wheels and prevents slipping. Due to their low height, the profiles on both sides are both robust and eliminate the risk of collision while opening the doors. Moreover, adjustable wheel stoppers are used to assist the driver in positioning the vehicle on the platform.



WE THOUGHT ABOUT ALL YOU NEED »



PARKING SPACE CAPACITY AND WHEEL LOAD »

Cars with overweight. The biggest Switzerland motorcyclist association remeasured the weight of cars, which is figured out in the car registration certificate according to regulation 92/21/EEC. In most of the cases the car was heavier than stated on document. Often individual options are not calculated. Sliding roof, bigger wheels, hifi systems, motors for seats, etc might increase the weight, which can be up to 150 - 200 kg higher on a car like Mercedes E-Class, BMW 5-Series, Audi A6. Therefore the supplier offers a standard parking space capacity of 2.200 kg and 550 kg wheel load, options 2.800 kg and 700 kg wheel load, 3.000 kg and 750 kg wheel load.



SAFETY FOR USER AND CARS »

The parking system offers strength and safety. It's structure must be even safe, while cars and persons will long term/ respectively time wise park/ stay below the upper loaded platform. Therefore the supplier has spent several unique safety features that benefit the system's users: 2 directly connected cylinders, 2 safety locks and safety valves. A stable foot construction is offering the well-recognized benefit for the structural stability. The systems optimum design offers highload weighting and extreme rigidity keeping the user secure and trusted.



CONTROL SOUND EMISSIONS »

Car parking systems are sustainable, but also produce sound emissions that can affect health and care during use and operation. Compliance of sound emissions is important and effects R&D, planning and execution. We differ between air borne and body sound emission. For the latter the heavy duty support as well as the hydraulic insulation are of importance. Driving noise from the platform are part of the subjective perception and affect the quality impression.



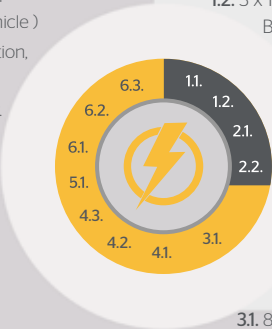
CLEANING AND VALUE PRESERVATION »

A car parking system represents a major investment financially. Cleaning and care services can ensure a proper appearance, value preservation, function, availability and might lengthen the life time cycle. In reality one main reason for the poor and sometimes rusty look is, that the platform design is exceptionally difficult to clean and thus the necessary processes often are neglected. The supplier has developed a user friendly platform design, that provides the possibility to clean and maintain professionally.

Electrical Supply »

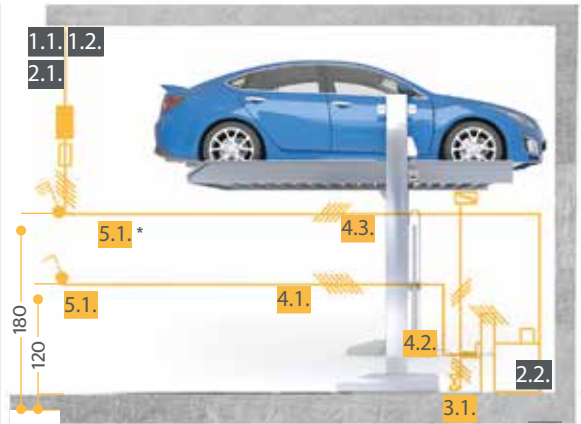
Parkolay

- 5.1. The Operator Terminal with an up and down motion should be positioned on the left (left wheel of the vehicle) outside the range of motion, whenever possible. Cable feed is from below.
- 4.3. Control cable to the lock 3 x 0,75 mm².
- 4.2. Control cable to the valve 3 x 0,75 mm².
- 4.1. Control cable from operating terminal 8 x 0,75 mm².



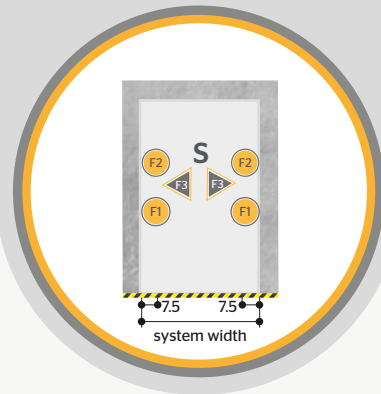
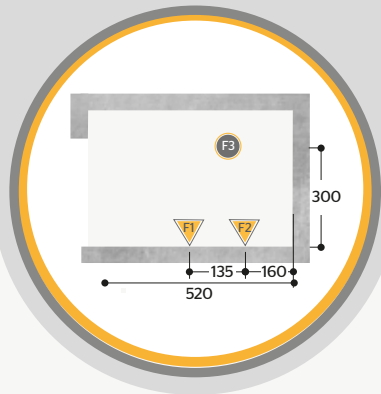
Customer

- 1.1. Electric power distribution panel.
- 1.2. 3 x 10 A slow character MCB (Miniature Circuit Breaker) for each control panel and hydraulic power unit set.
- 2.1. (3PH+N+PE) Supply line, Equipotential earthing connection according to DIN TS EN 60204.
- 2.2. 5 x 4 mm² supply line and 2 x 1,5 mm² 24V supply cable goes from customer power distribution panel to system control panel set for each control panel and hydraulic power pack 2,2 kW, 400V, 50Hz
- 3.1. 8x0,75 mm² control cable line that goes to the next system.



*Option: The height of the floor stand for key switch is 180 cm.

Structural Forces »



Forces kN**		S	S*	S*
car version kg		2.200	2.800	3.000
F1	12	16	17	
F2	11/-4	14/-5	15/-5	
F3	3	4	4	

*, **: Optional car loads

FOUNDATION »

Systems are fixed by heavy duty anchor bolts with a drilling depth of approx. 14 cm. Floor plate made of reinforced concrete, min thickness 18cm, quality minimum C20/ 25. Chemical anchors are option for water-proof concrete.

Corrosion protection and Prevention



Besides the maintenance, the systems have to be cleaned regularly. This is for the systems, at least for the platforms as well as for all parts being exposed to corrosive substances, e.g. salt water, dirt, car fluids, sand, etc. Garages also have to be ventilated and deaerated, The base plates have to be dewatered and dry.

Marking band

ISO 3864

According to DIN EN 14010/ ISO 3864 a yellow/ black 10cm wide safety warning band must be placed at the edge of the parking area by customer.



Safety fences DIN EN ISO 13857



According to DIN EN ISO 13857 safety fences have to be provided by customer for pathways directly around the parking boxes (besides or behind the units). Also during construction. Railings on the systems are provided by supplier, if necessary.

Fire safety

Designing fire safety in the proposed garage or area must comply with local/ regional regulations. The compliance must be managed by customer. Depending on the location and the fire department there might be very different and specific requirements. The supplier has to be informed in advance by the customer.



Dewatering



Dewatering involves controlling water in the system area with possibility of pumping it out of a water collecting pump sump. Water may occur from snow on the car, leaking shell, ground water, wet cleaning or others. It can be solved by a drainage system 10/ 2 cm with pump sump (50 x 50 x 20 cm). There should be no water in the parking area.

Car development

The size and weight of new generation of cars have been increased due to the extra equipment, which means that the weight of upper middle class cars oftenly exceed 2.000 kg. Parallely to that, the manufacturer offers a 2.200 kg load capacity as standard. In this case, the manufacturer recommends as ideal platform width of 250 cm and min. height of 160 cm according to the increased dimensions of the new generation cars.



Sound insulation EN 14366, DIN 4109 VDI 4100



"Sound insulation in buildings". According to the german norm a value of 30 dB(A) is allowed in living quarters. This can be fulfilled with: option noise protection according to offer supplier. Sound insulation of building R'w = 57 dB. Surrounding walls/ ceilings (e.g. monolithic and rigid) of parking should be made of min m' = 300/ 400 kg/ m².

The adjacent critical building element should be min m' = 580 kg/ m². User noises are created by individual users. These can be from driving up/ down the platforms, slamming of vehicle doors, motor and brake noises. They are not subject to the limit. "Increased sound insulation" is made on special offer and discussion and needs more space.

MINIMUM DIMENSIONS & TOLERANCES »

Shown dimensions are minimum. Tolerances according to VOB part C (DIN 18330 and 18331) and the DIN 18202 have to be considered additionally. Tolerances for space requirements are +3 cm/ 0 cm. Dimensions are in cm.

ENVIRONMENTAL RANGE »

Temperature range -10 to +40° C. Relative humidity 50% at maximum outside temperature of +40° C.

LIGHTING »

There must be sufficient lighting in the parking garage and parking area according to regulations, supplied by customer.

CE AND CONFORMITY »

The systems correspond to DIN TS EN 14010:2003+A1:2009 and the EC Machinery Directive 2006/42/EC.

RIGHTS TO CHANGE »

The manufacturer reserves the right to change, alter, modify parts, groups or general design in procedures or standards due to technical progress.

HYDRAULIC POWER UNITS »

Several parking systems can be operated with one power unit. The power unit(s) need(s) additional space (35cm x 100cm), which has to be in/ near the parking area and should be clarified with the drawing approval (e.g. wall recesses, moving with platform, others).

The general planning/ supply of the garage with the building structure, statics, tolerances, free spaces, wall cutting, drainage, noise protection, fire demands, electricity, grounding, driveway, illumination, ventilation, numbering of spaces, yellow-black marking band, safety fences and others has to be arranged according to local requirements by the customer and must be also in accordance with the delivery/ requests of the parking system supplier.